

**CAMUNDA  
CON 2024**

# Unlocking Task Automation

End-to-End Orchestration  
with Camunda

# Your Hosts



**Bastian Körber**  
Principal Product Manager  
AI & New Markets  
Cologne, Germany



**Calvin Robbins**  
Senior Manager of Product Management  
Exeter, UK

**CAMUNDA**



# Camunda's new capabilities: Accelerate your journey



BPMN Co-Pilot



IDP



SAP



FEEL Co-Pilot



RPA

# Camunda: The Process Orchestration *and Automation* Platform



Composable



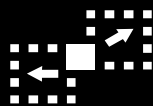
Intelligent



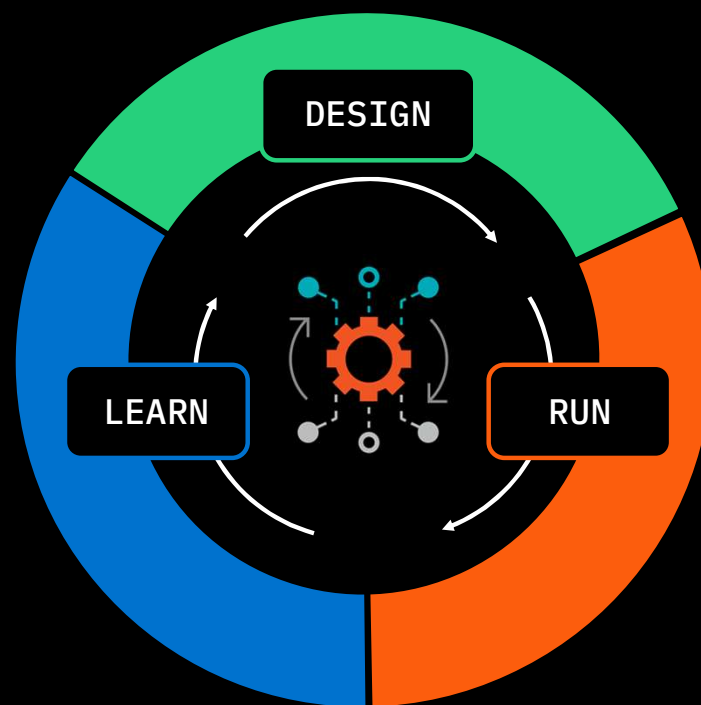
Open



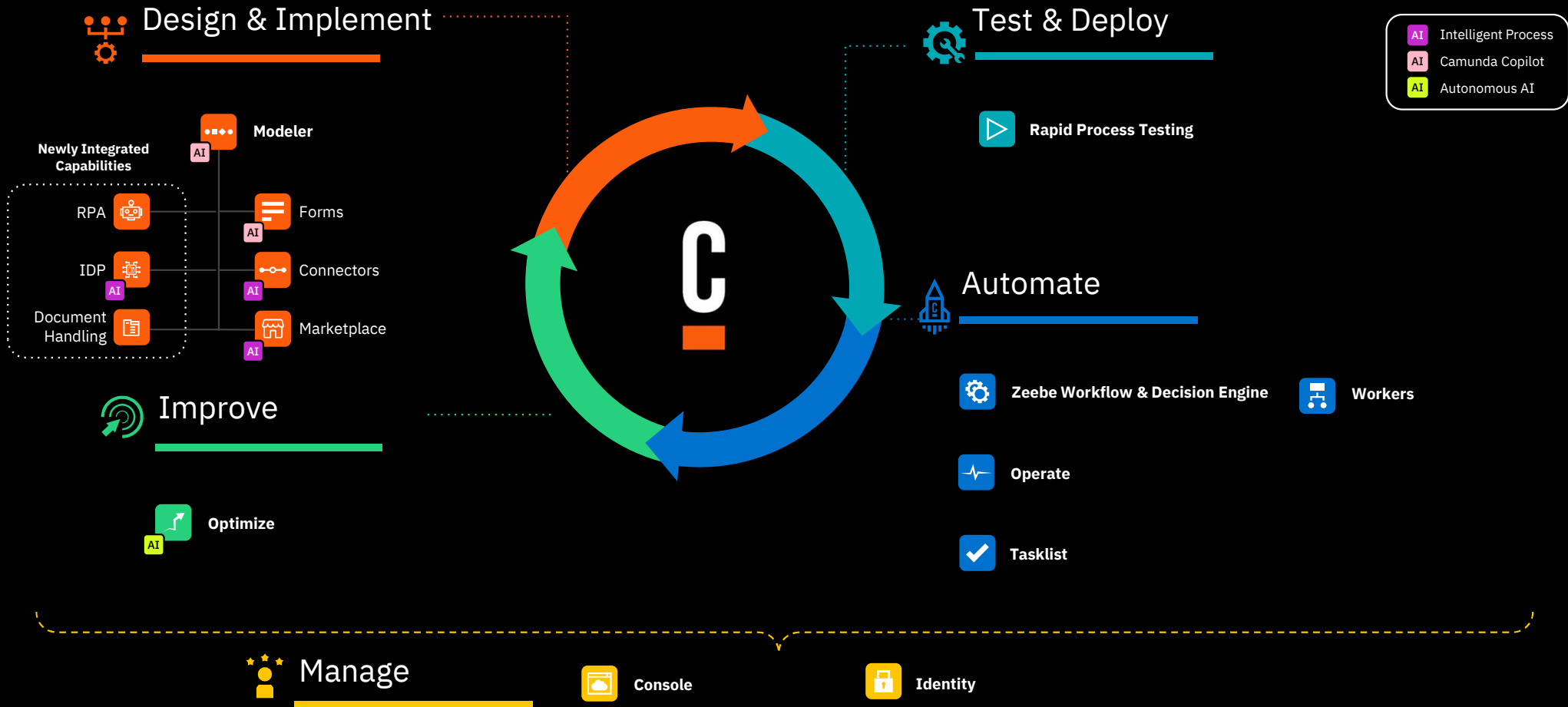
Collaborative



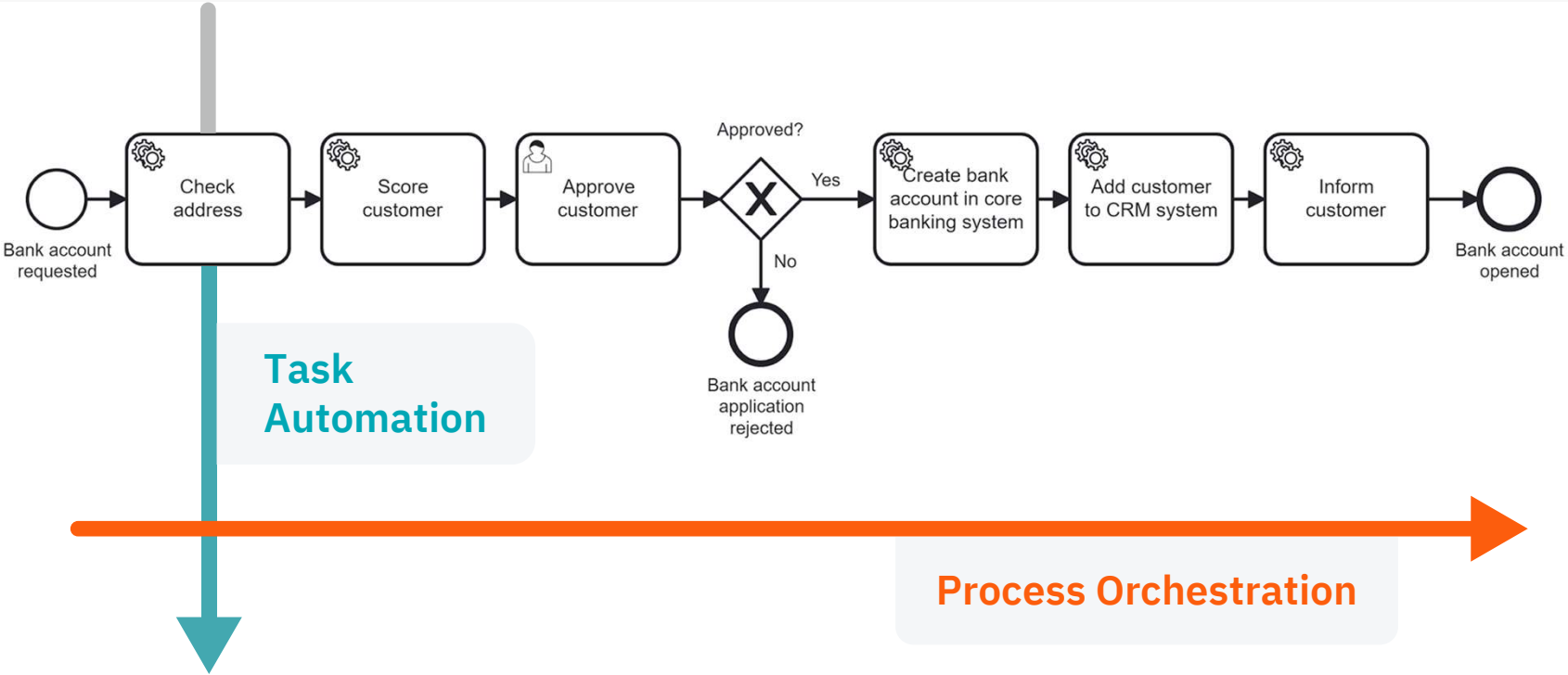
Scalable



# Camunda | Process Orchestration & Automation Platform




# Why you need Process Orchestration & Task Automation



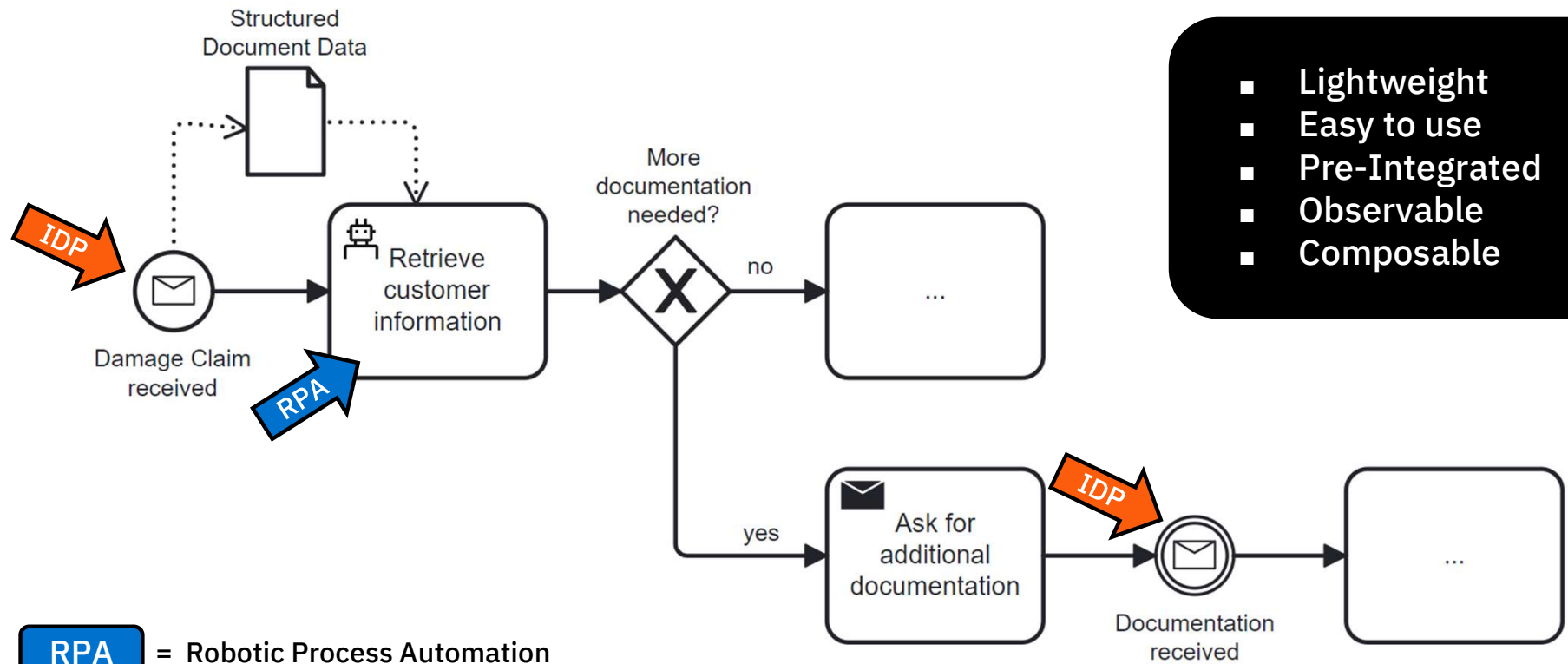
“We don’t need a ‘full’ RPA product. We just need a simple way to integrate legacy applications that don’t expose an API.”

**Camunda Customer**

2024



# Built-in Support for RPA and IDP



- Lightweight
- Easy to use
- Pre-Integrated
- Observable
- Composable

**RPA** = Robotic Process Automation

**IDP** = Intelligent Document Processing




# Composable: Integrated yet flexible



Demo



# BPMN Co-Pilot Demo




# FEEL Co-pilot Demo



FEEL Copilot Playground

The FEEL Copilot is an alpha offering that is under development. It may give unexpected or incorrect responses. By using this tool, you agree to Camunda's use of the anonymized input and output data and anonymized feedback to improve it.

Calvin Robbins



Ask me anything about FEEL (Friendly Enough Expression Language) or try one of the examples.

What is FEEL?

List all items that will be out of stock soon (less than 10 items in stock).

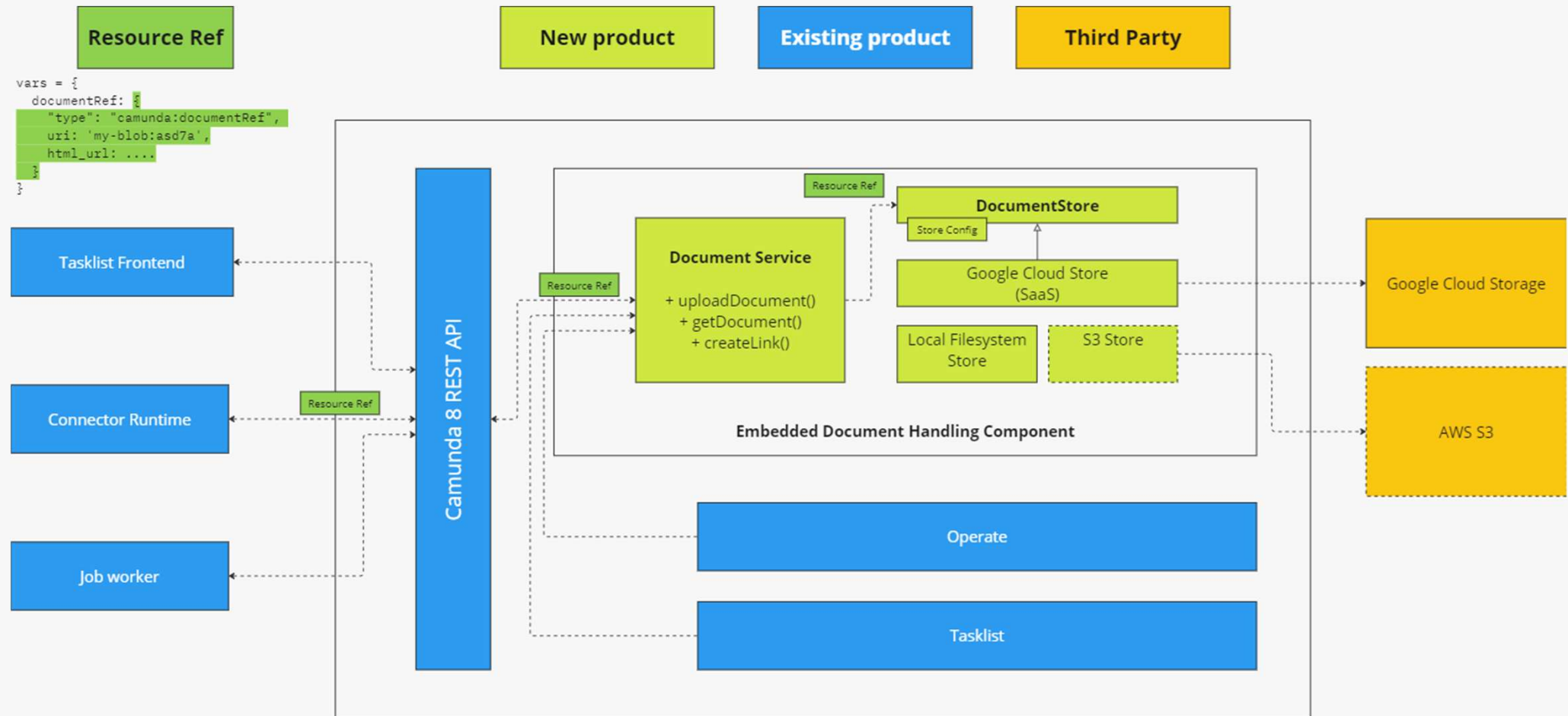
Calculate the total working hours excluding break time.

Context ⓘ  
{ }

[Privacy Statement](#) [Imprint](#) [Brand](#) Camunda © 2024

Privacy - Terms

# Camunda built-in Document Handling Overview



# Document Handling Demo

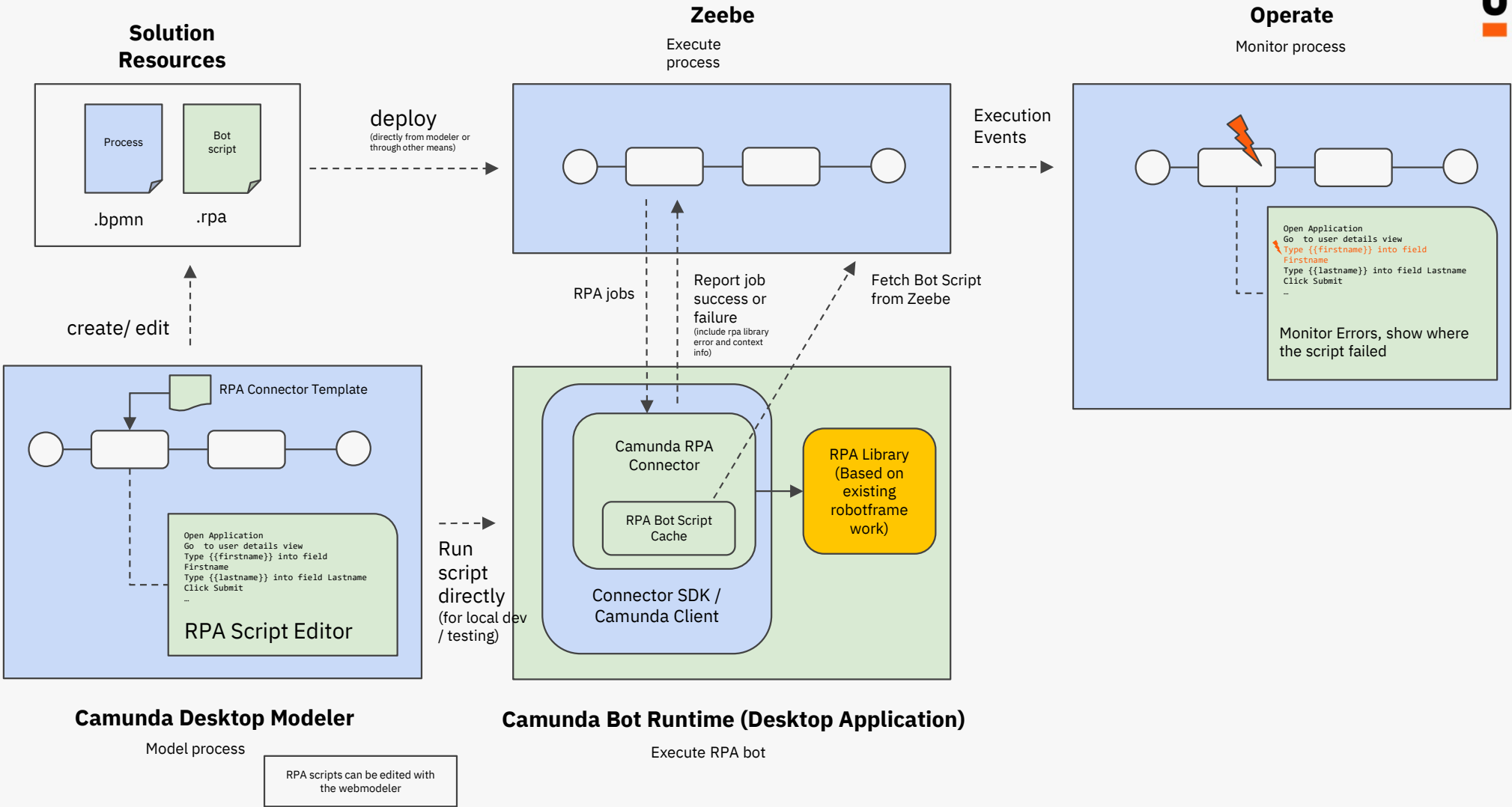


The screenshot displays a web application interface for 'Account Opening' within a 'Modeler' tool. The breadcrumb navigation at the top reads 'Home > Document Handling Test > Account Opening'. The user 'Pavel Kotelevskii' is logged in. A video call window in the top right corner shows 'Calvin Robbins'. The main content area features a search bar and a 'Create new' button. Below is a table listing various items:

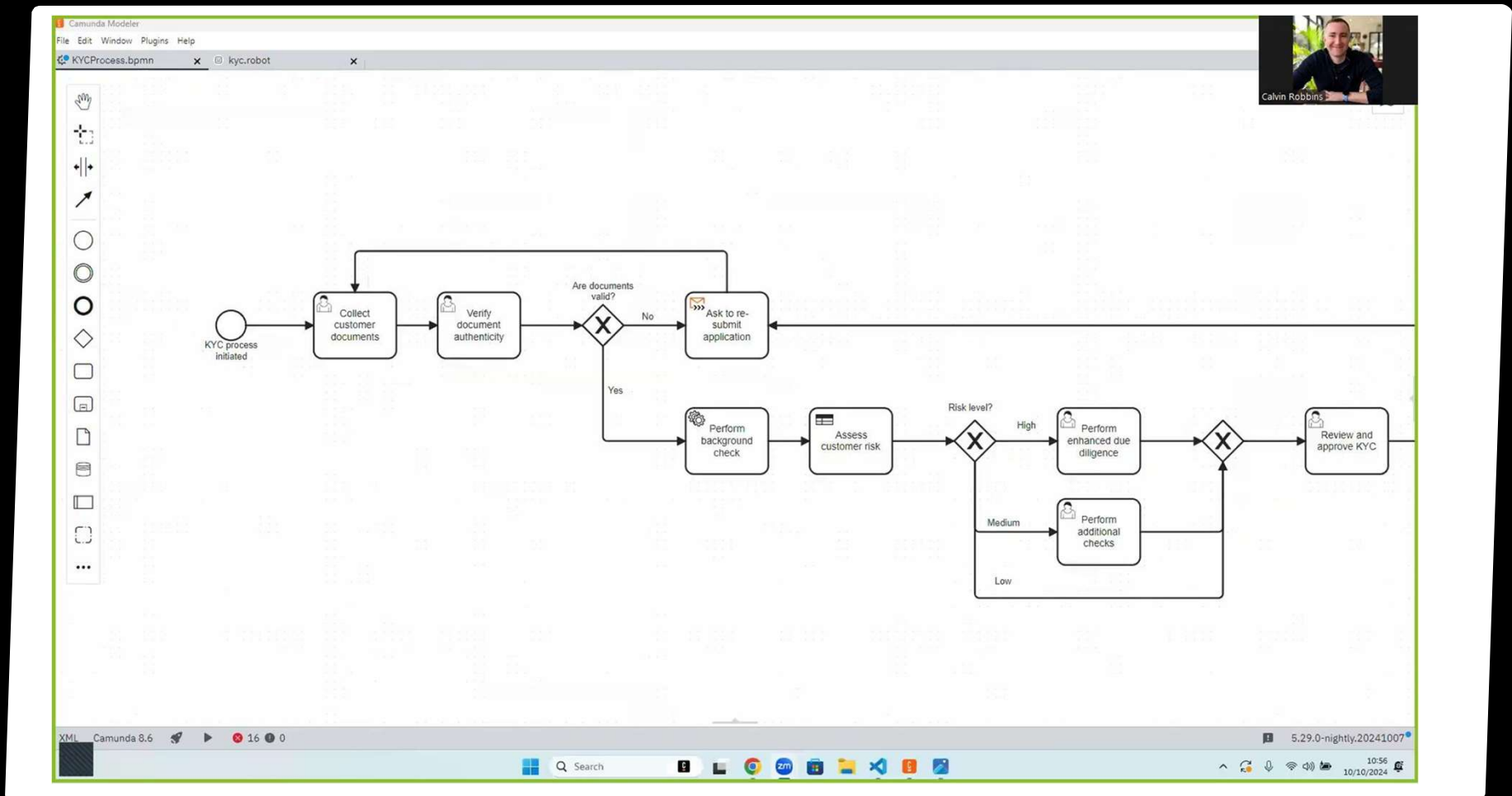
<input type="checkbox"/>	Name	Creator	Last changed	
<input type="checkbox"/>	<b>Account Opening</b> BPMN diagram <span>Main process</span>	Pavel Kotelevskii	2024-10-09 13:43	⋮
<input type="checkbox"/>	Employee onboarding form with file upload Form	Pavel Kotelevskii	2024-10-08 15:30	⋮
<input type="checkbox"/>	Review onboarding docs Form	Pavel Kotelevskii	2024-10-09 11:49	⋮
<input type="checkbox"/>	Account Opening form with file upload Form	You	2024-10-09 11:56	⋮



# Camunda built-in RPA Overview



# RPA Demo





# IDP Version 1.0



Configure

Test

Integrate & Deploy

## Extraction Project

- 1 Define Extraction Method (LLM or Form Extraction)
- 2 Define Taxonomy
- 3 Define Test Cases

# IDP Version 1.0



Configure

Test

Integrate & Deploy

## Extraction Project

- 1 Define Extraction Method (LLM or Form Extraction)
- 2 Define Taxonomy
- 3 Define Test Cases

# IDP Version 1.0



Configure

Test

Integrate & Deploy

## Extraction Project

- 1 Define Extraction Method (LLM or Form Extraction)
- 2 Define Taxonomy
- 3 Define Test Cases

## Classification Project

- 4 Select Extraction Projects
- 5 Define per project a classification prompt
- 6 Test Classification

# IDP Version 1.0



Configure

Test

Integrate & Deploy

## Document Automation Project

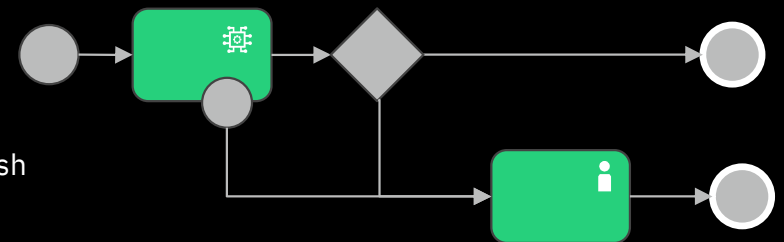
### Extraction Project

- 1 Define Extraction Method (LLM or Form Extraction)
- 2 Define Taxonomy
- 3 Define Test Cases

### Classification Project

- 4 Select Extraction Projects
- 5 Define per project a classification prompt
- 6 Test Classification

7 Publish



# IDP Version 1.0



Configure

Test

Integrate & Deploy

## Document Automation Project

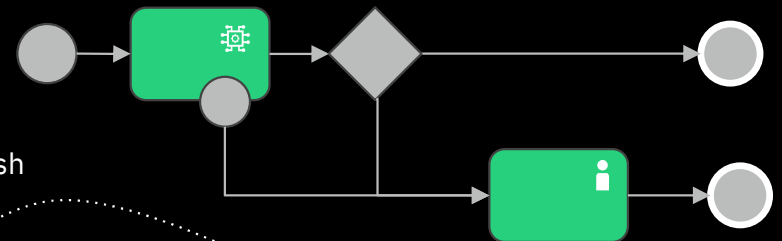
### Extraction Project

- 1 Define Extraction Method (LLM or Form Extraction)
- 2 Define Taxonomy
- 3 Define Test Cases

### Classification Project

- 4 Select Extraction Projects
- 5 Define per project a classification prompt
- 6 Test Classification

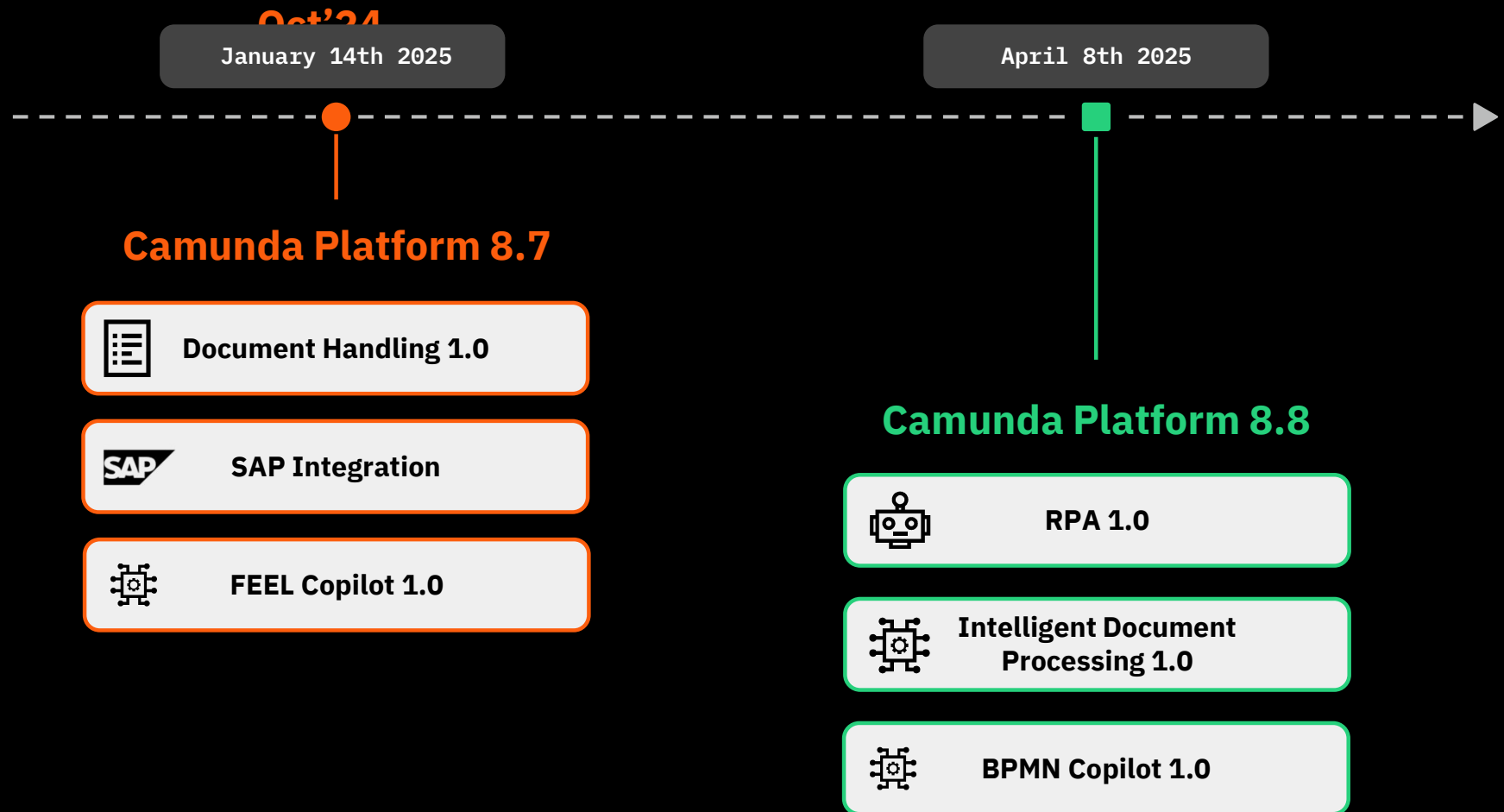
7 Publish



## BPMN Integration

- 8 Document Automation Project is available as new Connector
- 9 Perform Data Mapping and add document references
- 10 Deploy
- 11 Add for Exceptions and low confidence HIL

# When to expect the new capabilities?



**Talk to us, get involved in user testing  
and try out the latest features.**



**Melanie**



**Roman**



**Evgeniya**



**Scan me**

# Now it's your turn!



## Check out early access documentation



## Play around & give us feedback



[bit.ly/40atBfR](https://bit.ly/40atBfR)



# Questions?



[bastian.koerber@camunda.com](mailto:bastian.koerber@camunda.com)

[calvin.robins@camunda.com](mailto:calvin.robins@camunda.com)

in



[www.camunda.com](http://www.camunda.com)

